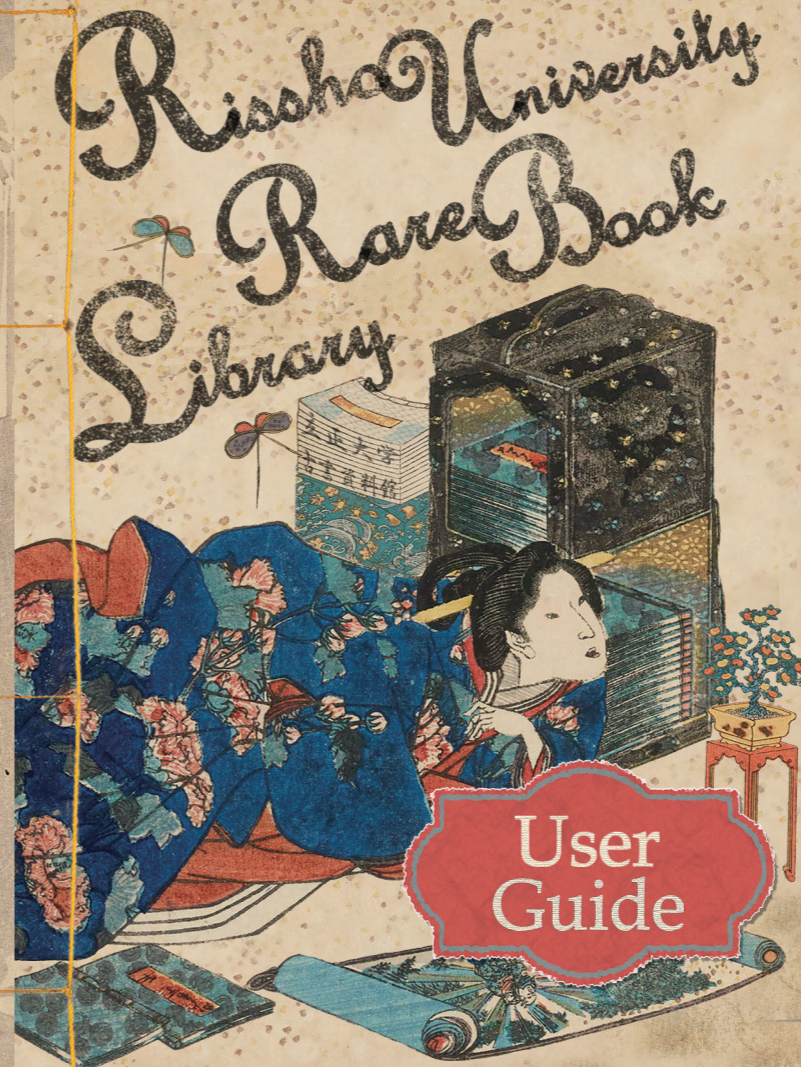


About our library

The Rissho University Rare Book Library is a unique institution that predominantly houses Japanese books published during the Edo period (1603-1868). The most significant feature of the library is that about eighty percent of the books are available on open shelves. One way to understand the true charm of old Japanese books is by holding them in your hands. At the Rissho University Rare Book Library we invite you to discover and experience traditional Japanese papers, inks, colours, characters, illustrations, bindings, threads, and glues that are several hundred years old.



Rissho University Rare Book Library User Guide
March 2024



Rissho University
Rare Book Library

Old
Japanese
books
on
open shelves

Established in 2014

User guide

Open hours

Weekdays and Saturdays | 10:00 AM ~ 5:00 PM
Closed Sundays and public holidays.

*Phone or check the website before visiting.

Counters

Main counter
10:30 AM ~ 4:30 PM

(Research support)
Specialist counter
1:15 PM ~ 4:45 PM

An access card is required for entry.

If you do not have an access card (student ID/faculty ID), you will need to complete an application at the main counter. Bring your ID to confirm your identity.



Rissho University Shinagawa Campus Bldg.8, B1F

Address

4-2-16, Osaki, Shinagawa-ku, Tokyo, 141-8602, JAPAN
Phone: +81-3-3492-6615 Fax: +81-3-5487-3349
Email: kosho-lib@ris.ac.jp
URL: <https://www.ris.ac.jp/library/kosho/rarebook.html>

Access

5-minute walk from Osaki Station or Gotanda Station
1-minute walk from Osaki-Hirokoji Station

How to use our library, in four steps



Step 1. Enter the library

- Remove dirt from the soles of your shoes on the mat at the entrance.
- Enter through the gate.
- Receive a plastic bag at the counter for items you can carry into the reading room.



Step 2. Use a locker

- Do not wear rings and watches in the reading room.
- Place your jacket and belongings in a locker.
- Place stationery and valuables into your plastic bag and bring them into the reading room.



Step 3. Browse

- Clean your hands before handling books.
- Take books from the bookshelves by yourself.
- Place books flat on a desk before turning the pages.
- Only use pencils for making notes.



Step 4. Exit the library

- Return books you have removed to the counter instead of placing them back on the bookshelves.
- Pick up your items from your locker, return your plastic bag, and you're ready to depart.

Browsing



For materials in the reading room

- Feel free to pick them up and browse through them as you wish.



For materials in closed stacks

- Apply at the counter.
- Certain procedures are necessary for browsing rare books.



For rare books

- Apply at the counter.
- When possible, use digitised images.
- Prior application is required to browse the original documents.

Copying materials

- Do not copy materials with copy machines.
- In principle, we provide copies printed from digital images.
- Whether an item can be copied depends on its condition.



Our collection

*As of March 31, 2023




Number of items

- Old Japanese books :
approximately 43,000 volumes / 9,000 titles
- Old Western books :
approximately 250 volumes / 200 titles



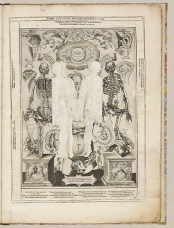
Rare books



Lotus Sutra of the Wonderful Law [Kasuga Edition]



[The Great Woven Cap]



Johann Rummelin's
Mirror of the Microcosm



Search methods

- The Rissho University Library OPAC.
<https://opac.ris.ac.jp/>
- The card catalog.